

# MIDAS - Patrimonial Fund I - Acc

Monthly summary report | as at 28 February 2019



## Investment Objective

The fund seeks to achieve capital appreciation over the medium to long-term by investing in a diversified portfolio of primarily fixed income and equity securities (or related instruments). The fund will at all times be at least 50% invested in bonds while the remaining will be invested according to market opportunities. The fund may also be indirectly invested in commodities (including precious metals) and related thematic plays.

## Latest Update

NAV per share	108,55
2019 year-to-date return as at 28 February 2019	3,09%

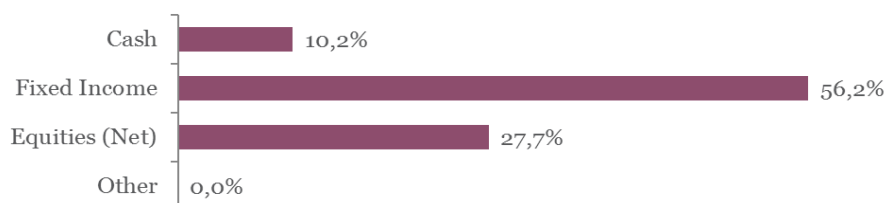
## Performance

	1M	3M	6M	YTD	2018	2017	1Y
Midas Patrimonial	0,64%	0,56%	-2,51%	3,09%	-3,71%	5,98%	-0,34%

## Fund key facts

Inception date	04 October 2016
ISIN code	LU1452410738
Asset class	Diversified
Total fund assets	€ 297 million
Base currency	EUR
Legal status	Luxembourg UCITS
Management Fee	0,50%
Custodian	Crédit Suisse Lux
Liquidity	Daily
Settlement Date	Trade Date + 2 Days


## Asset Allocation



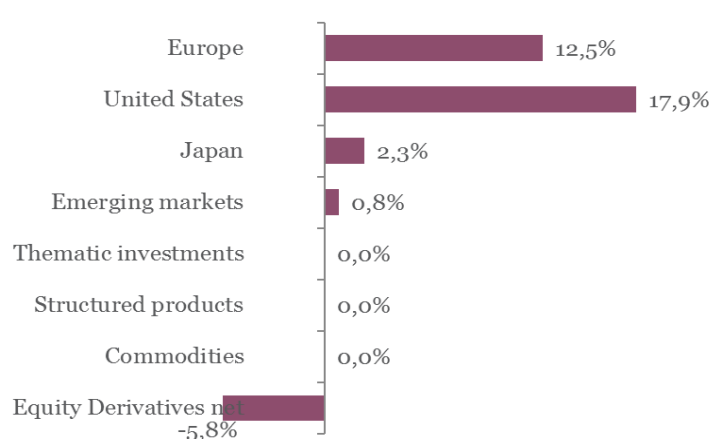
## Currencies

	USD	GBP	JPY	CHF	Other
Exposure	18,9%	1,6%	4,1%	1,0%	0,0%

## Fixed income asset allocation



## Equity and other securities asset allocation

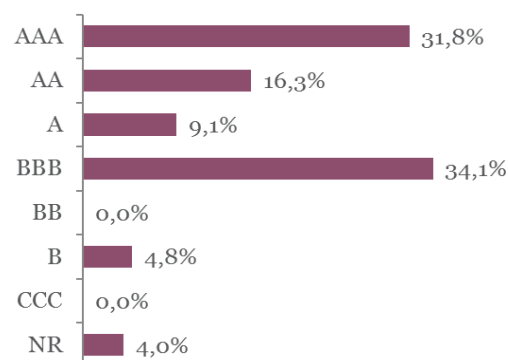


# MIDAS - Patrimonial Fund I - Acc

Monthly summary report | as at 28 February 2019

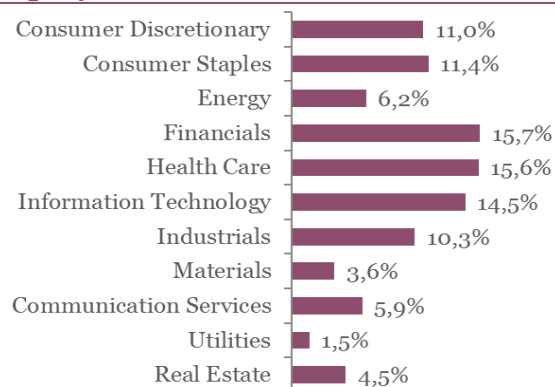
Top 10 fixed income holdings	YTM	Rating	Weight
DEUTSCHLAND REP : DBR 0 1/2 08/15/27	0,0%	AAA	6,1%
NETHERLANDS GOVT : NETHER 0 3/4 07	0,3%	AAA	3,5%
BOTS : BOTS 0 05/31/19	-0,2%	BBB	3,4%
EUROPEAN INVT BK : EIB 0 3/8 07/16/25	0,2%	AAA	2,7%
AGENCE FRANCAISE : AGFRNC 0 1/8 11/11	0,2%	AA	2,7%
HELLENIC T-BILL : GTB 0 04/05/19	0,5%	B	2,7%
BTPS : BTPS 2 02/01/28	2,5%	BBB	2,5%
ALLIANDER : ALLRNV 0 7/8 04/22/26	0,6%	AA-	2,0%
SPANISH GOVT : SPGB 1.6 04/30/25	0,5%	BBB+	1,9%
ASFINGAG : ASFING 0 1/4 10/18/24	0,1%	AA+	1,4%

## Fixed income rating breakdown



Top 10 equity holdings	Sector	Weight
JOHNSON & JOHNSON	Health Care	0,8%
ALIBABA GROUP HOLDING-SP ADR	Consumer Discretionary	0,8%
FREY	Real Estate	0,8%
MICROSOFT CORP	Information Technology	0,8%
MEDTRONIC PLC	Health Care	0,8%
PEPSICO INC	Consumer Staples	0,8%
APPLE INC	Information Technology	0,8%
VISA INC	Information Technology	0,8%
SAFRAN SA	Industrials	0,7%
ALPHABET INC-CL A	Communication Service	0,7%

## Equity sector breakdown



## Top 5 funds and other holdings

Amundi Japan TOPIX ETF	2,3%
------------------------	------

# MIDAS - Patrimonial Fund I - Acc

Monthly summary report | as at 28 February 2019

## Market Review

Postponing deadlines has become the common theme since the beginning of the year. The first of March milestone in US/China trade talks, that should have seen an increase from 10 to 25% of tariffs imposed by US authorities upon \$200m of Chinese goods, has been erased to grant some time for negotiations. This was a clear sign that the latter were progressing in the right direction and was the main source of relief for financial markets. This element remains the key of the utmost importance for China, as recent economic figures still point to a slowdown in activity.

Mrs. May has also tried to buy some time by postponing the exit date, a proposal that has been massively approved by the House of Commons. This left her more time to engage in a new negotiation round with the EU.

More importantly, Central Banks (Federal Reserve at the forefront) have also been buying some time in the sense that they are offering themselves the luxury of being “patient” and adopting a “wait-and-see” attitude. They have acknowledged both the future developments on the inflation front and the implications on global trade of currently ongoing negotiations.

Equity markets have continued to rise in February albeit at a slower pace. The S&P 500 appreciated by 3%, the Japanese TOPIX by 2.6%, the Eurostoxx 600 by 3.9% while Emerging Markets remained flat (+0.1%) after a strong January performance.

Long Term rates sled slightly on the upside, leading to negative performances for government bonds. The 10-year German Bund rates increased from 15bps to 18bps, while Italian BTP suffered a heavier blow from 259bps to 275bps amid worsening economic conditions. The credit markets remained solid with the IBOXX Euro Liquid Corporates gaining 0.8% amid continued tightening in credit spreads. In the currency markets, the US dollar continued to gain some ground (+0.7% vs the Euro) while the safe haven Japanese Yen detracted (-1.6% vs the Euro). The main winner was the British Pound (+1.8% vs the Euro) amid renewed optimism on the Brexit deal.

## Portfolio Performance

During the month, the Fund has gained 0.64%. The main driver of the performance was our equity exposure, while currencies and bonds were little changed. During the month, we have continued to take some chips off the table as equity markets extended their rebound. The overall equity exposure was reduced from 30% to 28%.

On the currencies front, we have reduced our exposure to the Japanese Yen from 6% to 4% amid stabilizing markets and to materialize some profits after a strong run.

In the fixed income part of the portfolio, we have kept a high duration profile albeit to a lesser extent as we took some profits on our curve flattening trades.

## Market Outlook

It has been a remarkable start of the year with all asset classes performing well. Positive correlation periods between Equities and Government bonds do not last long and are often followed by a strong divergence phase in the form of either a correction in equity markets prices or a period of rising rates.

Given the uncertainty in the overall macro-economic and geo-political picture, we continue to have a moderate equity exposure, coupled with high duration on the fixed income part, the idea being to offer the best possible risk adjusted return.

This newsletter does not constitute an offer to sell or the solicitation of an offer to purchase any security or investment product. Information herein is believed to be reliable but Midas Wealth Management does not warrant its completeness or accuracy. The opinions expressed within are entirely those of Midas Wealth Management and do not constitute an offer of investment advice. Past performance will not necessarily be repeated and is not indicative of future results. The investments discussed may fluctuate in price or value and you may not get back the amount invested. The indices shown are presented only to allow for comparison of the Midas Wealth Management funds' performance to that of certain widely recognised indices. The volatility of the indices may be materially different from the individual performance attained by a specific fund or investor. In addition, the Midas Wealth Management fund holdings may differ significantly from the securities that comprise the indices shown. Investors cannot invest directly in an index. Performance figures reflect the reinvestment of all dividends and earnings, as well as investment management, administration and performance fees. A description of the specific fee structure and risks of investing for each Midas Wealth Management fund is contained in the fund's prospectus. No part of this document may be reproduced in any manner without the prior written permission of Midas Wealth Management.

The LuxFLAG ESG Label is valid for the period ending on 31/12/2019. Investors must not rely on LuxFLAG or the LuxFLAG Label with regard to investor protection issues and LuxFLAG cannot incur any liability related to financial performance or default of this fund.