

Patrimonial SRI Fund A - Acc

Monthly summary report | as at 30 September 2020

Signatory of:



Investment Objective

The fund seeks to achieve capital appreciation over the medium to long-term by investing in a diversified portfolio of primarily fixed income and equity securities (or related instruments). The fund will at all times be at least 40% invested in bonds while the remaining will be invested according to market opportunities. The fund may also be indirectly invested in commodities (including precious metals) and related thematic plays.

Latest Update

| | |
|--|--------|
| NAV per share | 129,52 |
| 2020 year-to-date return as at 30 September 2020 | -3,39% |

Performance

| | 1M | YTD | 2019 | 2018 | 2017 | 3Y | SI |
|-------------------|--------|--------|--------|--------|-------|-------|--------|
| Midas Patrimonial | -0,32% | -3,39% | 12,25% | -4,45% | 5,03% | 5,50% | 29,52% |

Fund key facts

| | |
|-------------------|---------------------|
| Inception date * | 31 May 2013 |
| ISIN code | LU0927887843 |
| Asset class | Diversified |
| Total fund assets | €273,57 million |
| Base currency | EUR |
| Legal status | Luxembourg UCITS |
| Management Fee | 1,28% |
| Custodian | Crédit Suisse Lux |
| Liquidity | Daily |
| Settlement Date | Trade Date + 2 Days |


Asset Allocation



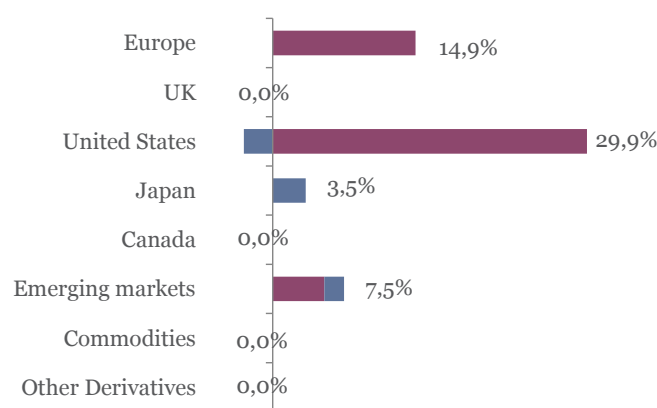
Currencies

| | USD | JPY | HKD | CHF | Other |
|----------|-------|------|------|------|-------|
| Exposure | 26,3% | 3,0% | 0,9% | 0,0% | 0,3% |

Fixed income asset allocation



Equity and other securities asset allocation



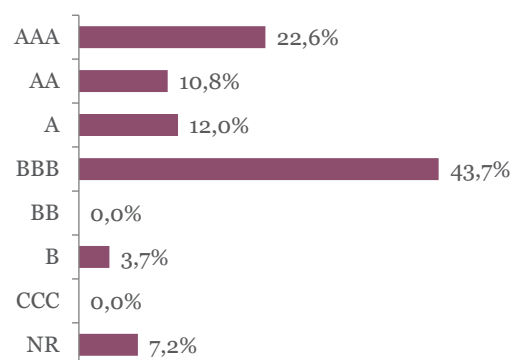
■ Direct Exposure ■ Equity Derivatives

Patrimonial SRI Fund A - Acc

Monthly summary report | as at 30 September 2020

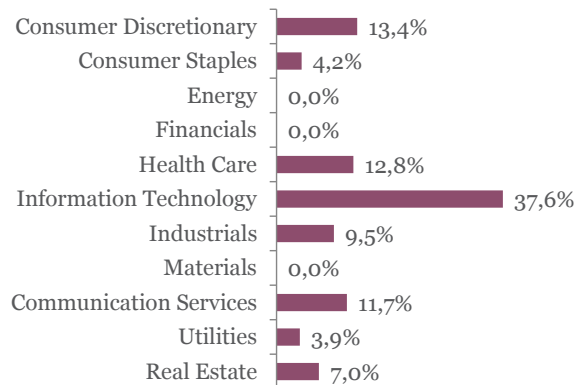
| Top 10 fixed income holdings | YTM | Rating | Weight |
|---------------------------------------|-------|--------|--------|
| NETHERLANDS GOVT : NETHER 3 1/4 07/ | -0,6% | AAA | 3,8% |
| BTPS : BTPS 1 07/15/22 | -0,2% | BBB- | 1,9% |
| REP OF POLAND : POLAND 0 02/10/25 | -0,2% | A- | 1,8% |
| DEUTSCHLAND REP : DBR 0 08/15/29 | -0,6% | AAA | 1,7% |
| BTPS : BTPS 2 1/2 11/15/25 | 0,3% | BBB- | 1,6% |
| EUROPEAN INVT BK : EIB 0 3/8 07/16/25 | -0,6% | AAA | 1,5% |
| AGENCE FRANCAISE : AGFRNC 0 1/8 11/1/ | -0,4% | AA | 1,5% |
| FRANCE O.A.T. : FRTR 1 1/4 05/25/36 | 0,0% | AA | 1,5% |
| BUNDESSCHATZANW : BKO 0 03/11/22 | -0,7% | NR | 1,5% |
| BTPS : BTPS 0.35 02/01/25 | 0,2% | BBB- | 1,5% |

Fixed income rating breakdown

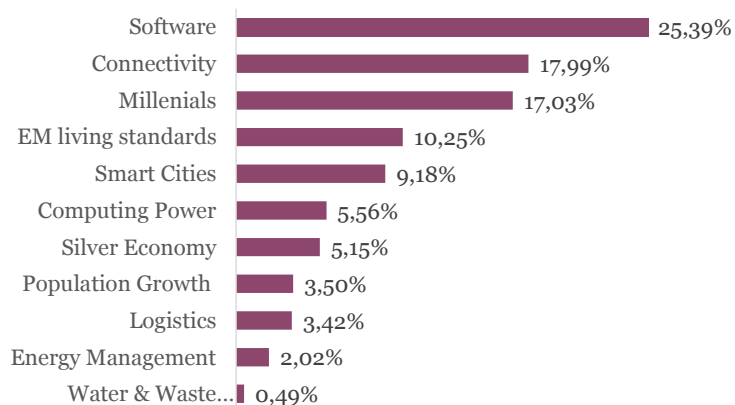


| Top 10 equity holdings | Sector | Weight |
|------------------------------|------------------------|--------|
| ALIBABA GROUP HOLDING-SP ADR | Consumer Discretionary | 2,7% |
| ALTICE NV -A | Communication Services | 2,5% |
| AMAZON.COM INC | Consumer Discretionary | 2,3% |
| BROADCOM INC | Information Technology | 1,9% |
| NVIDIA CORP | Information Technology | 1,8% |
| MARVELL TECHNOLOGIES | Information Technology | 1,7% |
| CHECK POINT SOFTWARE TECH | Information Technology | 1,7% |
| UNITEDHEALTH GROUP INC | Health Care | 1,6% |
| EQUINIX INC | Real Estate | 1,6% |
| APPLE INC | Information Technology | 1,6% |

Equity sector breakdown



Thematics breakdown



Top 5 funds and other holdings

| | |
|---|------|
| iShares S&P 500 Financials Sector UCITS ETF | 1,9% |
| Quaero Bamboo | 1,9% |
| iShares STOXX Europe 600 Oil & Gas UCITS | 1,3% |
| iShares S&P 500 Consumer Staples Sector UC | 1,0% |
| iShares S&P 500 Energy Sector UCITS ETF | 0,9% |

Patrimonial SRI Fund A - Acc

Monthly summary report | as at 30 September 2020

Market Review

September turned out to be rather difficult. Equities slipped on the back of renewed worries around COVID-19. On the political front, uncertainties before the US election, and the risk of Mr Trump not accepting the outcome, have been a drag. Disagreements between Republicans and Democrats have also reduced hope of an additional stimulus package, while the fiscal cliff is still looming. Parallely, the coronavirus has been spreading at an alarming rate albeit with less impact on hospitals than in March. Investors have probably done preemptive profit taking as many issues accumulated on the sidelines.

Equity markets were weak with the S&P 500 being hard hit, losing 3.9% in September. Other markets retracted as well (-1.5% for the Eurostoxx 600 and -1.8% for Emerging Markets) with the exception of Japanese stocks which gained 0.5%.

Safe haven assets played somewhat their role, except for Gold which lost 4.2%. 10-year German Bund yields fell from -0.4% to -0.52% while Italian 10-year BTPs performed well (falling below the 1% threshold to 0.86%).

Regarding other asset classes, the US dollar has regained some ground after recent falls (+1.8%) as ECB members expressed some concerns over Euro's strength.

Commodity prices were also under pressure. Oil prices fell 5.6% amid renewed worries over the demand outlook and Libya's production increase.

Portfolio Performance

During the month the Fund has lost "only" 0.32% as the fall in equity prices has been significantly cushioned by defensive positions. Indeed, the US dollar, the Japanese Yen, as well as our Fixed Income positions have experienced a strong month.

Consequently, we have rebalanced the portfolio in order to seize opportunities. We have increased the overall equity exposure from 53% to 56% introducing lagging sectors, mainly Energy and Financials. Furthermore, we have reduced our strong exposure to the US tech sector with a short Nasdaq futures position while at the same time increasing our Emerging markets position also via relevant futures holdings.

With regards to currencies, we have taken some profits off the table in our short US dollar forward positions. This operation has resulted in the overall Greenback exposure being increased from 24% to 26%.

Market Outlook

The latest correction resembles more a legitimate profit taking (or derisking) rather than a generalized increase in risk aversion. Investors have probably acted preemptively in fear of heightened volatility over the next month as uncertainties around the US election and the coronavirus new wave mount.

Looking beyond this short-term period, we are witnessing rather good developments on vaccines and treatments, and what is more, the second (or third) wave seems to be less lethal. Even more importantly, the constant support to financial conditions has been yet again confirmed by central banks which should remain the key component in weathering the storm.

This newsletter does not constitute an offer to sell or the solicitation of an offer to purchase any security or investment product. Information herein is believed to be reliable but Midas Wealth Management does not warrant its completeness or accuracy. The opinions expressed within are entirely those of Midas Wealth Management and do not constitute an offer of investment advice. Past performance will not necessarily be repeated and is not indicative of future results. The investments discussed may fluctuate in price or value and you may not get back the amount invested. The indices shown are presented only to allow for comparison of the Midas Wealth Management funds' performance to that of certain widely recognised indices. The volatility of the indices may be materially different from the individual performance attained by a specific fund or investor. In addition, the Midas Wealth Management fund holdings may differ significantly from the securities that comprise the indices shown. Investors cannot invest directly in an index. Performance figures reflect the reinvestment of all dividends and earnings, as well as investment management, administration and performance fees. A description of the specific fee structure and risks of investing for each Midas Wealth Management fund is contained in the fund's prospectus. No part of this document may be reproduced in any manner without the prior written permission of Midas Wealth Management.

The LuxFLAG ESG Label is valid for the period ending on 31/12/2020. Investors must not rely on LuxFLAG or the LuxFLAG Label with regard to investor protection issues and LuxFLAG cannot incur any liability related to financial performance or default of this fund.

* Performance has been calculated since inception on the 31st of May 2013 of Expert Investor Sicav Midas Global Balanced Fund which merged into Midas Sicav Patrimonial Fund on the 1st of August 2016.